

BOOK THIS PROJECT.

custom photo book design

How will you remember your year?

You've taken the photos.
Now you need a photo book.

Book This Project custom designs
tell your family story in a
modern and sophisticated book.

Be in love with your life.
Every detail of it.

| Jack Kerouac |



TRACY L.

Oh, I am so excited to turn these projects over to you!!! I am breathing a huge sigh of relief (no joke!).

WITH YOUR ORDER:

BOOK SPECS

WITH YOUR PURCHASE, YOU WILL RECEIVE:

- ONE (1) LINEN HARD COVER PHOTO BOOK
- 10" X 8" LANDSCAPE SIZE
- 240 PAGES (MAXIMUM)
- PROFESSIONAL GRADE SEMI-MATTE 80# PAPER
- INCORPORATES 1,200 - 2,400 PHOTOS
- ORGANIZED BY MONTH, EVENTS, OR SEASONS
- TABLE OF CONTENTS
- CREATIVE CUSTOM COVER DESIGN
- ALL TAXES AND SHIPPING WITHIN THE US IS INCLUDED
(ADDITIONAL RATES FOR INTERNATIONAL SHIPPING MAY APPLY.)

FOR ADDITIONAL SIZE, PAPER QUALITY, OR COPIES,
PLEASE INQUIRE, STACEY@BOOKTHISPROJECT.COM.

PROCESS:

- ONE PLACE YOUR ORDER.
- TWO SUBMIT THE QUESTIONNAIRE. CREATE A PINBOARD, IF DESIRED.
- THREE UPLOAD YOUR PHOTOGRAPHS TO YOUR SECURE LINK I PROVIDE.
- FOUR RECEIVE QUARTERLY DRAFTS AND/OR FULL PHOTO BOOK DESIGN.
- FIVE PROVIDE YOUR COMMENTS ON YOUR DRAFT.
- SIX ONE HOUR DESIGN CONSULTATION TO REVIEW YOUR COMMENTS.
- SEVEN REVIEW FINAL DRAFT BEFORE PRINTING.
- EIGHT RECEIVE YOUR CUSTOM PHOTO BOOK.



RENEE B.

I'm super excited and SO THANKFUL that you do this. Honestly - this is the best gift I've ever given myself. Thank you for getting our family memories to print - it is a priceless service you provide. <3

2015 DESIGN OPTIONS.

GEOMETRIC.

GEOMETRIC.

This photo book design features a hexagon as the main element. The six-sided shape appears as a photo box, a graphic for the page number, photo title and any captions you include. In some cases a gradient is applied so the shape fades into the background.

TITLE:

AUGUST

CAPTION:

/ This is a sample of the caption that will be presented in your photo book. You can write your text in a word document throughout the year. Or you can wait until you receive a draft and then write the text. Either way, once you are ready to incorporate your text, send your word document with the page numbers and I will copy / paste the text into your book.

You will be responsible for reviewing your text prior to sending it and during your draft. My review will only be based on its placement on the page.

DETAILS:



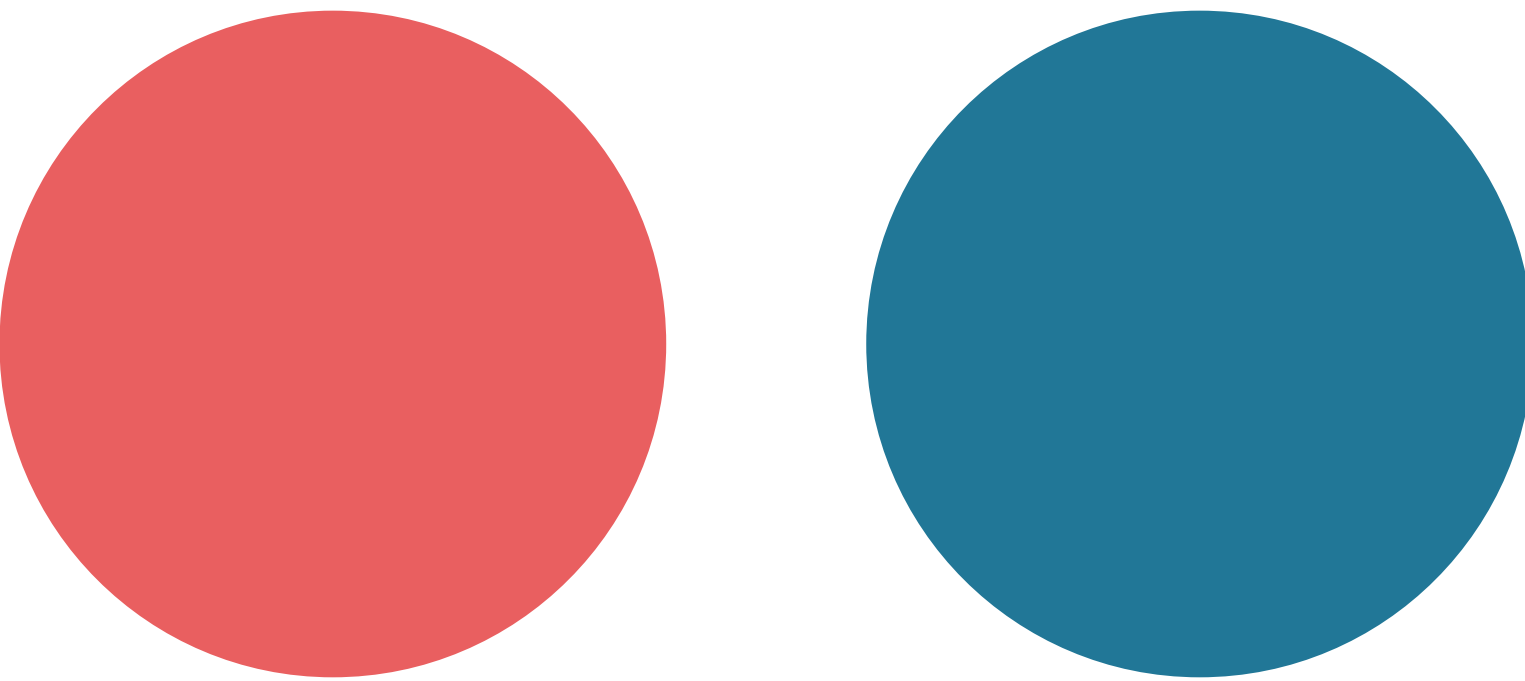
PHOTO TITLE

A sans serif font is used, both bold and regular styles. For the most part, a dark and light gray are used throughout the book, however, an accent color is used for the month section dividers and the page numbers. You can specify a color, if desired.

COLORS:



A dark gray will be used for a majority of the text and graphics.




I will use a feature color for the month title and page numbers. If you have a preference you can indicate it in your survey.



125




/ Oh potty training!!!! It's that time again. This time for my daughter. With my son, the first day was a complete disaster! So I'm trying to improve my parenting skills and not completely ruin the day. I have to say after one day, it's been a much better response. She loves her little panties and can sit on the potty as long as I give her a sucker. You can see her trepidation and reaction in the photos above. Hopefully, in a week, these looks will subside and she will fully get it!



127



HIS SWEET EYES



DOTS.

DOTS.

The design, Dots, is a bold pattern using graphic straight lines paired with dotted lines. The main usage is a strong graphic bar of dotted lines at the top of each month or section page. This allows the new month or event to really stand out. Under each photo and around photo titles are the straight and dotted line combo.

TITLE:

SEPTEMBER

CAPTION:


This is a sample of the caption that will be presented in your photo book. You can write your text in a word document throughout the year. Or you can wait until you receive a draft and then write the text. Either way, once you are ready to incorporate your text, send your word document with the page numbers and I will copy / paste the text into your book.

You will be responsible for reviewing your text prior to sending it and during your draft. My review will only be based on its placement on the page.




DETAILS:

∴129∴




For fonts, the title font is a sans serif paired with a delicate serif font. The font pairing is similar to the two different line types featured in the graphics. Black and white provide a nice contrast. Two shades of the same color, in this example: blue, are used for the lines under the photos and the page numbers.

COLORS:



A majority of the colors pull from black contrasting with white.



The accent color will pull from two different shades of the same color.



124



Oh potty training!!!! It's that time again. This time for my daughter. With my son, the first day was a complete disaster! So I'm trying to improve my parenting skills and not completely ruin the day. I have to say after one day, it's been a much better response. She loves her little panties and can sit on the potty as long as I give her a sucker. You can see her trepidation and reaction in the photos above. Hopefully, in a week, these looks will subside and she will fully get it!



126



127



HIS SWEET EYES



WATERCOLOR.

WATERCOLOR.

For a softer side, the photo book design, Watercolor, features gray paint on watercolor paper pattern used in the divider text. This adds a subtle texture on the page. Small brush strokes are used for the page numbers, photo captions and behind several photos.

The month section dividers use a block font in order to see the texture. The captions and photo titles use a handwritten-style font. Four shades of gray are used throughout the entire book. This ties in nicely with the graphics used on the page.

TITLE:

JUNE

CAPTION:


This is a sample of the caption that will be presented in your photo book. You can write your text in a word document throughout the year. Or you can wait until you receive a draft and then write the text. Either way, once you are ready to incorporate your text, send your word document with the page numbers and I will copy / paste the text into your book.

You will be responsible for reviewing your text prior to sending it and during your draft. My review will only be based on its placement on the page.




DETAILS:

127

photo caption



COLORS:



Four various shades of gray are used in this design scheme. The variations work nicely with the watercolor texture.


JUNE



125



Oh potty training!!!! It's that time again. This time for my daughter. With my son, the first day was a complete disaster! So I'm trying to improve my parenting skills and not completely ruin the day. I have to say after one day, it's been a much better response. She loves her little panties and can sit on the potty as long as I give her a sucker. You can see her trepidation and reaction in the photos above. Hopefully, in a week, these looks will subside and she will fully get it!



127



his sweet eyes



having fun



GLITTER.

GLITTER.

If you are looking for a little glam with some whimsy, this photo book style is for you. A glittery background is used for the month section divider font and a few details throughout the book. I have a commercial license from Shh! Designs to feature a few graphics for your photos.

TITLE:

june

CAPTION:


This is a sample of the caption that will be presented in your photo book. You can write your text in a word document throughout the year. Or you can wait until you receive a draft and then write the text. Either way, once you are ready to incorporate your text, send your word document with the page numbers and I will copy / paste the text into your book.

You will be responsible for reviewing your text prior to sending it and during your draft. My review will only be based on its placement on the page.

photo caption


DETAILS:

125



A hand-script font is used for the section dividers and photo titles. A more traditional serif font is used for lengthier captions. Because more style is used in the font and graphics, the colors are reduced to one: a dark gray.

COLORS:



A dark gray will be used for the text and page numbers. The gold glitter graphic will be used for the month dividers and special graphics. White will also be used as a graphic outline for some graphics.

june



✧125✧



Oh potty training!!!! It's that time again. This time for my daughter. With my son, the first day was a complete disaster! So I'm trying to improve my parenting skills and not completely ruin the day. I have to say after one day, it's been a much better response. She loves her little panties and can sit on the potty as long as I give her a sucker. You can see her trepidation and reaction in the photos above. Hopefully, in a week, these looks will subside and she will fully get it!


elle



✧127✧



his sweet eyes ♡



SANDY T.

I LOVED IT!!! I am not the crying type,
but I cried! I am so super happy with it!
It far exceeded what I expected!
Thank you! Thank you! Thank you!



2014

custom design annual book

\$700

- 240 page photo book
- hardcover book premium paper
- 100-200 images per month
- 1 hour review online
- printed and digital draft
- payment options

ORDER
TODAY.

Only a \$100 non-refundable deposit is required to get started.

2015

custom design annual book
subscriber service

\$50 / month

- 240 page photo book
- hardcover book premium paper
- 100-200 images per month
- 1 hour review online
- printed and digital draft
- email with photo ideas each month

SUBSCRIBE
TODAY.

Only a \$80 non-refundable deposit is required to get started.

common faq

Do you offer payment plans?

Yes! A non-refundable deposit is required to get started. I will send an invoice for 1/2 the remaining balance when I send the full draft. The remaining balance is due before I send your photo book to the printer. Another great option is to become a Subscriber! You only make a small payment each month for 12 months.

How long does the design process take?

It generally takes around 6-8 weeks once I receive your photos. This depends on review time.

What is the review process like?

Once I have a full draft ready for you to review, I will send a digital and printed copy. You can submit comments and revisions via email, mark up the printed copy and/or meet with me online with a screen-sharing meeting. Or you can do all three! Each order comes with a 1 hour design consultation so we can review your book together.

What is your refund policy?

When you receive your draft, if you are unhappy with the design, I will refund your money (excluding the deposit). If you are not satisfied with your physical book, I will refund your money with return of the book.

questions?

